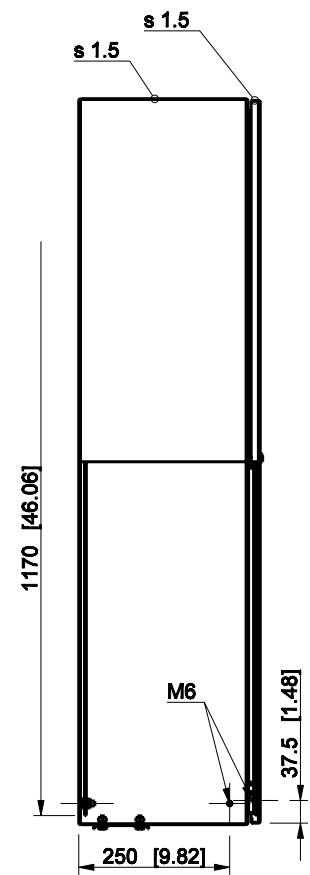
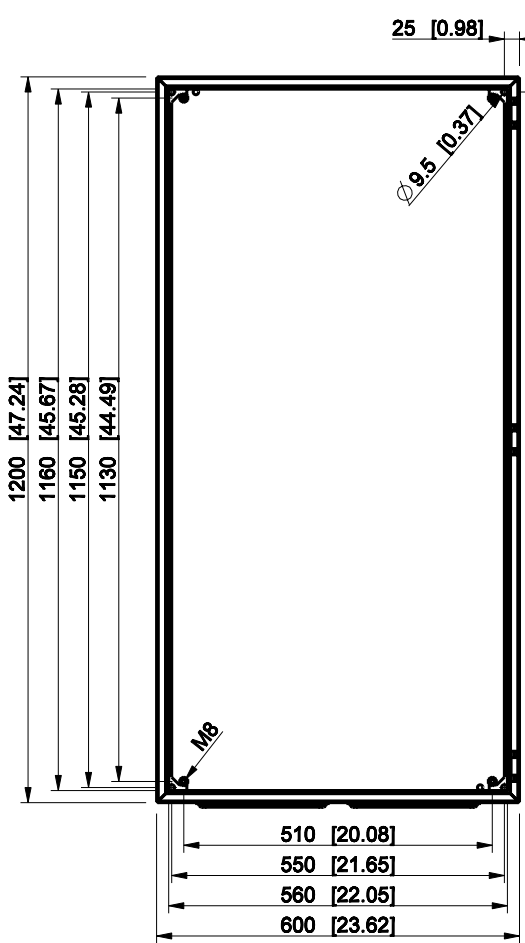
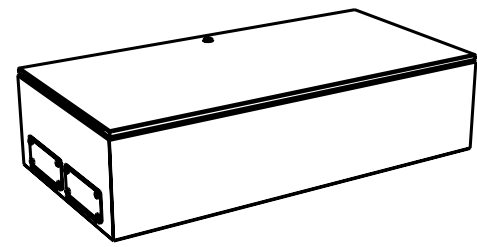
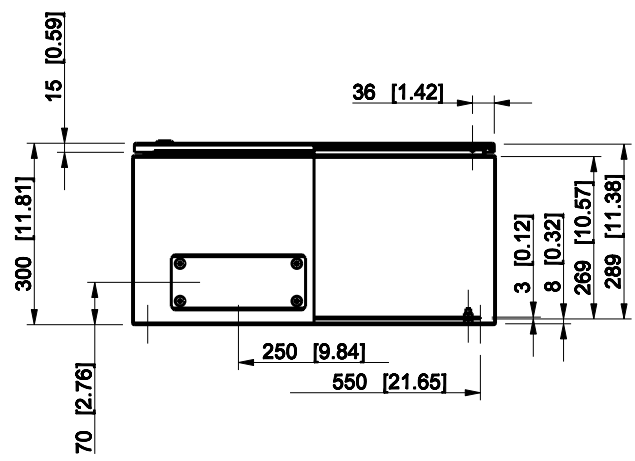


ID	Description	Date	By	Appr.
A				



Flange opening, type 2 (C/FL21)

Dimensions in mm [inches]

Material: Mild steel, polyester painted	Color: RAL 7035
---	-----------------

Supplier:	Tool No:	Weight [kg]: 46.54	Volume:
-----------	----------	--------------------	---------



EFEF6012030A

Scale	Date	17.12.08
1:12	By	PL/VLe
-	Checked	
-	Ctrl	

Replaces:	
Replaced:	
Drw No:	A
Ref:	Cubo E
Code:	EFEF6012030A
Sheet No:	

model EFEF6012030A PART
 drawing EFEF_2_DRAWING