

TT TEMP. SIGNAL Transmitter(HEAD MOUNTING)

FEATURE

- Accuracy: T/C: 0.3% Pt100Ω: 0.15%
- Wide selection of input with difference sensor type & range
- Dimension small
- Low output ripple
- High stability & low cost



SPECIFICATION

Input Range	Input Impedance	Output Range	Load Resistance
Pt100Ω -100 ~ 800°C (Programming by DS)	≥ 10M ohm	4 ~ 20 mA (2 wired)	≤ (Vs-16) / 20mA (ohm)
Type K 0 ~ 1200°C	≥ 1M ohm		
Type J 0 ~ 1000°C	≥ 1M ohm		
Type E 0 ~ 800°C	≥ 1M ohm		
Type T -50 ~ 400°C	≥ 1M ohm		

- Accuracy:** T/C (K, J, E, T): ± 0.3% of F.S.
RTD (Pt100): ± 0.15% of F.S.
- Response time:** ≤ 300 msec.
- Span adjustment:** ≤ 20% of F.S.
- Zero adjustment:** ≤ 10% of F.S.
- Output ripple:** ≤ 0.3% of F.S.

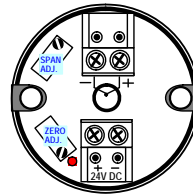
- Power**
- Power Supply:** DC 20 ~ 36V
- Open circuit protection:** Upscale > 22mA

- Environmental**
- Operating temperature:** 0~60°C
- Operating relative humidity:** 20~95 %RH
- Temperature coefficient:** ≤ 100 PPM/°C
- Cold junction compensation:** 25 ± 10°C, error ≤ 0.5°C
- Storage temperature:** -10~70 °C

- Mechanical**
- Dimensions:** 42(D)mm x 31(H)mm
- Housing:** ABS fire-extinguishing
- Terminals:** Screw terminal, ≤ 2.5mm² wire / AWG 14
- Mounting:** DIN B-head or larger
- Weight:** 50g

ADJUSTMENT

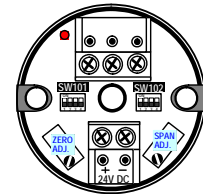
THERMOCOUPLE INPUT:



ZERO: Zero Adjust Pot (Clockwise: o/p increase)

SPAN: Span Adjust Pot (Clockwise: o/p increase)

PT100Ω INPUT:

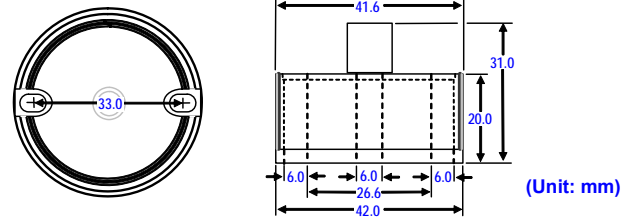


Pt100Ω Range Selection

SW101 OFFSET	1	2	3	4
+50 °C	ON			
+20 °C		ON		
0 °C			ON	
-20 °C				ON

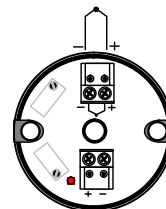
SW102 SPAN	1 (8)	2 (4)	3 (2)	4 (1)
50 °C				ON
100 °C				ON
150 °C			ON	
200 °C			ON	ON
250 °C		ON		
300 °C		ON		ON
350 °C	ON		ON	
400 °C	ON		ON	ON
450 °C	ON	ON		
500 °C	ON	ON		ON
550 °C	ON	ON	ON	
600 °C	ON	ON	ON	ON
650 °C	ON	ON	ON	ON
700 °C	ON	ON	ON	ON
750 °C	ON	ON	ON	ON
800 °C	ON	ON	ON	ON

DIMENSIONS



CONNECTION DIAGRAM

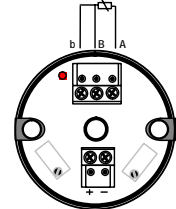
T/C Transmitter



DC 24V Power Supply

Meter, Recorder, or PLC A/I Module

Pt100Ω Transmitter



DC 24V Power Supply

Meter, Recorder, or PLC A/I Module

ORDERING INFORMATION



RTD	THERMOCOUPLE				CODE	TEMPERATURE RANGE
	P	K	J	E		
•					A	-50 ~ +100 °C
•					B	-10 ~ +40 °C
•	•	•	•	•	C	0 ~ 50 °C
•	•	•	•	•	D	0 ~ 100 °C
•	•	•	•	•	E	0 ~ 200 °C
•	•	•	•	•	F	0 ~ 400 °C
•	•	•	•	•	G	0 ~ 500 °C
•	•	•	•	•	H	0 ~ 600 °C
•	•	•	•	•	I	0 ~ 800 °C
	•	•			J	0 ~ 1000 °C
	•				K	0 ~ 1200 °C
	•				L	0 ~ 1300 °C
					M	400 ~ 1600 °C
					O	Specify