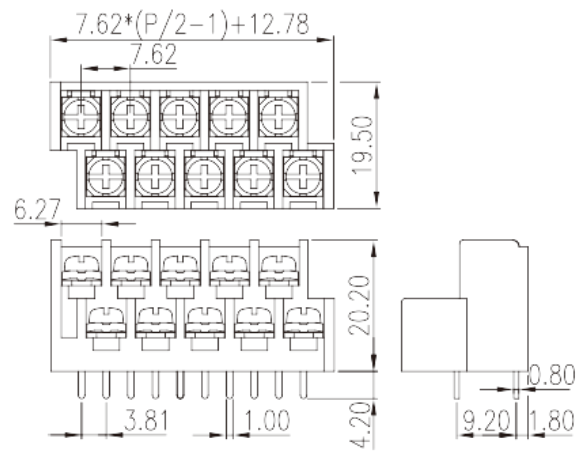



# 2DD-B01W-XX

Barrier Terminal Blocks > Bi-level



The web catalog is for reference only. Dinkle remains the right of product modification and engineering change of the design. The final product is made according to engineering drawing.

## Product Description

Pitch : 7.62mm , M3 , 300V , 15A

## General information

|  |  |
|--|--|
| Short description                      | Barrier terminal blocks , Screw connection |
| Category                               | Bi-level terminal blocks                   |
| Pitch (mm)                             | 7.62                                       |
| Color                                  | Black(default)                             |
| Connection method                      | Screw connection                           |
| Type of locking                        | Without                                    |
| Pin demensions (Thickness x Width)(mm) | 0.8x1.0                                    |
| PCB hole diameter (mm)                 | 1.6  |
| Level                                  | Bi-level                                   |

## Material information

|  |              |
|--|--------------|
| Insulation material                          | PBT          |
| Insulation material group                    | IIIa         |
| Flame retardant rating , compliant with UL94 | V0           |
| Conductor material                           | Copper Alloy |
| Plating of conductor surface                 | Tinned       |

## Connection data-IEC

|  |         |
|--|---------|
| Rated current (A)  | 17.5    |
| Rated voltage (II/2)(V)  | 320     |
| Rated voltage (III/2) (V)  | 320     |
| Rated voltage (III/3)(V)   | 200     |
| Rated impulse voltage (II/2)(KV)                                       | 4       |
| Rated impulse voltage (III/2)(KV)                                      | 4       |
| Rated impulse voltage (III/3)(KV)                                      | 4       |
| Conductor cross section solid. min (mm <sup>2</sup> )                  | 0.2     |
| Conductor cross section solid.max (mm <sup>2</sup> )                   | 1.5     |
| Conductor cross section stranded. min (mm <sup>2</sup> )               | 0.2     |
| Conductor cross section stranded. max (mm <sup>2</sup> )               | 1.5     |
| 2 conductors with same cross section, solid, max (mm <sup>2</sup> )    | 1       |
| 2 conductors with same cross section, stranded, max (mm <sup>2</sup> ) | 1       |
| Screw thread   | M3      |
| Slotted screwdriver size (Blade thickness x Width)(mm)                 | 0.8x4.0 |
| Philips screwdriver size   | PH2     |
| Rated torque (N.m)   | 0.8     |
| Recommend tightening torque. min (N.m)                                 | 0.5     |
| Recommend tightening torque. max (N.m)                                 | 0.8     |
| Stripping Length (mm)  | 7~8     |

## Connection data-UL

|  |     |
|--|-----|
| Rated voltage (UL/CUL Group B)(V)                | 300 |
| Rated current (UL/CUL Group B)(A)                | 15  |
| Min. solid wire connection (AWG) acc. to UL/CUL  | 22  |
| Max. solid wire connection AWG acc. to UL/CUL    | 14  |
| Min. stranded wire connection AWG acc. to UL/CUL | 22  |
| Max. stranded wire connection AWG acc. to UL/CUL | 14  |

## Environment & Safety

|   |     |
|---|-----|
| Back of the hand protection (YES or NO) | YES |
| Operating temperature. max (°C)         | 130 |
| Operating temperature. min (°C)         | -40 |

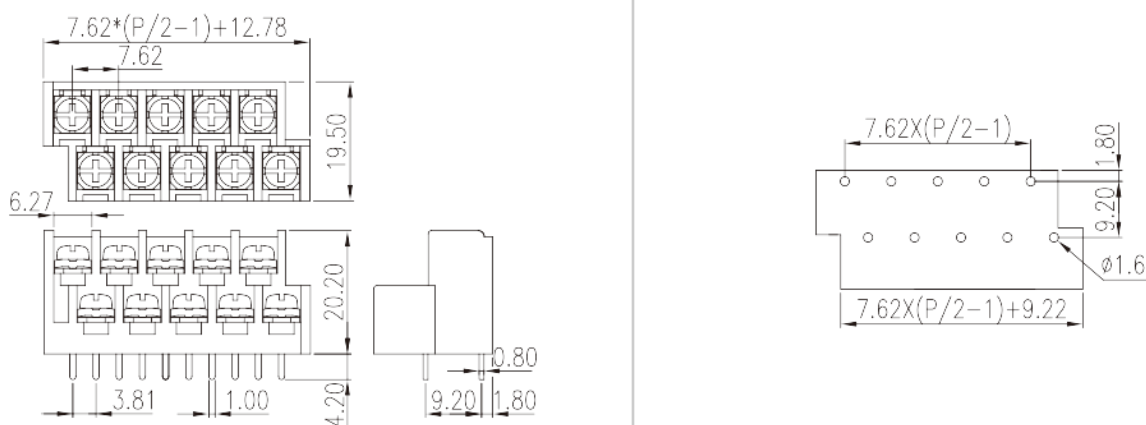
## UL Recognized

|                            |       |
|----------------------------|-------|
| Wire Range (Group B)(AWG)  | 22~14 |
| Rated voltage (Group B)(V) | 300   |
| Rated current (Group B)(A) | 15    |

## VDE Approval

|                               |         |
|-------------------------------|---------|
| Wire Range (mm <sup>2</sup> ) | 0.2~1.5 |
| Rated current (A)             | 17.5    |

## Drawings



## Approvals

